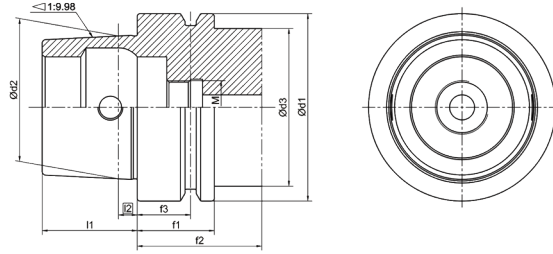



TOOL HOLDERS

HSK-E

HSK-E Taper Standard

HSK-E 锥柄标准



Size	d1	d2	d3	l1	l2	f1	f2	f3
HSK20E	20	15.203	16	10	2	8	16	3.5
HSK25E	25	19.006	20	13	2.5	10	20	4.5
HSK32E	32	24.007	26	16	3.2	20	35	16
HSK40E	40	30.007	34	20	4	20	35	16
HSK50E	50	38.009	42	25	5	26	42	18
HSK63E	63	48.010	53	32	6.3	26	42	18

Taper standard: DIN 69893; ISO 12164

Material: Alloyed case hardened steel

Surface Treatment: Blackening and Bright

Taper tolerance: <AT3

Hardness: HRC 56-60

Carbon depth: 0.8±0.2mm

Surface Roughness: Ra<0.2µm

Balancing: G6.3/15000; G2.5/25000

HSK-E TOOLING SYSTEM HSK-E 工具系统目录

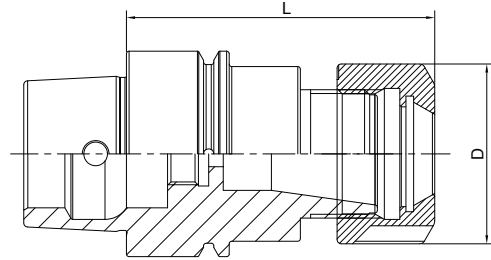
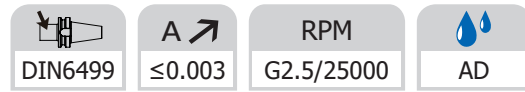
ER Collet Chuck.....	F.38
ER 弹簧夹头刀柄.....	F.38
Face Mill Holder.....	F.39
面铣刀柄.....	F.39
End Mill Holder.....	F.40
侧固刀柄.....	F.40
Test Arbor.....	F.41
主轴检测棒.....	F.41



HSK

ER Collet Chuck

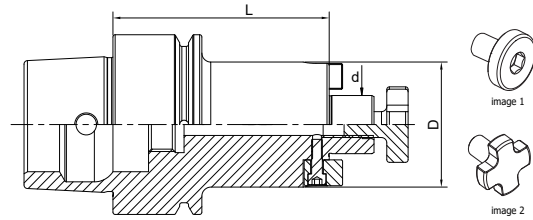
ER 弹簧夹头刀柄



Size	D	L	Capacity
HSK32E-ER11M-60	16	60	1-7
HSK32E-ER16M-60	22	60	1-10
HSK32E-ER20M-60	28	60	1-13
HSK32E-ER16A-60	28	60	1-10
HSK32E-ER20A-60	34	60	1-13
HSK40E-ER16A-60	28	60	1-10
HSK40E-ER20A-60	34	60	1-13
HSK40E-ER25-60	42	60	2-16
HSK40E-ER32-70	50	70	2-20
HSK50E-ER16A-80	28	80	1-10
HSK50E-ER25-80	42	80	2-16
HSK50E-ER32-85	50	85	2-20
HSK50E-ER40-100	63	100	3-26
HSK63E-ER16A-75	28	75	1-10
HSK63E-ER25-80	42	80	2-16
HSK63E-ER32-90	50	90	2-20
HSK63E-ER40-120	63	120	3-26

Face Mill Holder
面铣刀柄

DIN6499	A ≤ 0.005	RPM G2.5/25000	AD
---------	----------------	----------------	----

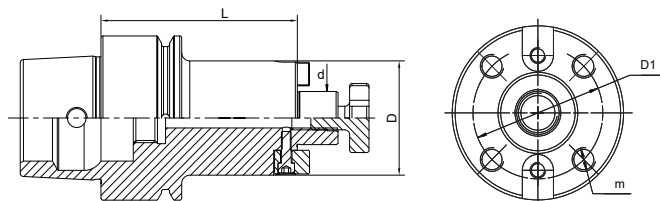


Size	d	D	L1
HSK32E-FMB16-50	16	38	50
HSK40E-FMB16-50	16	38	50
HSK40E-FMB22-50	22	48	50
HSK40E-FMB27-55	27	58	55
HSK50E-FMB16-50	16	38	50
HSK50E-FMB22-60	22	48	60
HSK50E-FMB27-60	27	58	60
HSK50E-FMB32-60	32	78	60
HSK63E-FMB16-50	16	38	50
HSK63E-FMB22-60	22	48	60
HSK63E-FMB27-60	27	58	60
HSK63E-FMB32-60	32	78	60

Face mill holder is with retaining screw (image 2) except China, it is with universal screw (image 1) in China.
中国市场面铣刀柄标配圆头螺钉 (图 1), 其他国家标配十字花螺钉 (图 2).

Face Mill Holder
面铣刀柄

DIN6499	A ≤ 0.005	RPM G2.5/25000	AD
---------	----------------	----------------	----

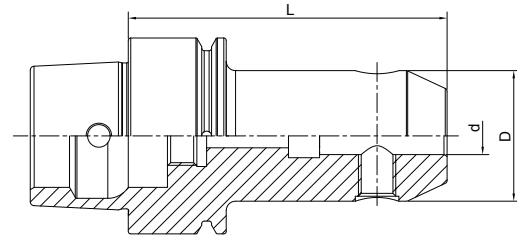


Size	d	D	D2	L	M	m
HSK63E-FMB40-60	40	88	66.7	60	M20	M12

FMB40 tool holder is with one retaining screw (image 2) . but it is with one universal screw (image 1) in China.

FMB40 刀柄中国市场面铣刀柄标配圆头螺钉 (图 1), 其他国家标配十字花螺钉 (图 2).

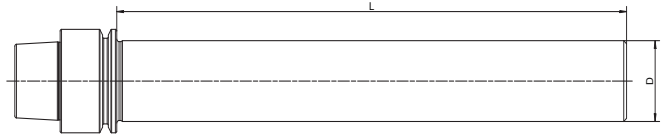
End Mill Holder Weldon 侧固刀柄



Size	d	D	L	M	Screw Quantity
HSK32E-SLA06-60	6	25	60	M6	1
HSK32E-SLA08-60	8	28	60	M8	1
HSK32E-SLA10-65	10	35	65	M10	1
HSK40E-SLA06-60	6	25	60	M6	1
HSK40E-SLA08-60	8	28	60	M8	1
HSK40E-SLA10-60	10	35	60	M10	1
HSK40E-SLA12-70	12	42	70	M12	1
HSK40E-SLA14-75	14	44	75	M12	1
HSK40E-SLA16-75	16	48	75	M14	1
HSK40E-SLA20-75	20	52	75	M16	1
HSK50E-SLA06-65	6	25	65	M6	1
HSK50E-SLA08-65	8	28	65	M8	1
HSK50E-SLA10-65	10	35	65	M10	1
HSK50E-SLA12-80	12	42	80	M12	1
HSK50E-SLA14-80	14	44	80	M12	1
HSK50E-SLA16-80	16	48	80	M14	1
HSK50E-SLA18-80	18	50	80	M14	1
HSK50E-SLA20-80	20	52	80	M16	1
HSK50E-SLA20-100	20	52	100	M16	1
HSK50E-SLA25-102	25	65	102	M18*2	2
HSK63E-SLA06-65	6	25	65	M6	1
HSK63E-SLA08-65	8	28	65	M8	1
HSK63E-SLA10-65	10	35	65	M10	1
HSK63E-SLA12-80	12	42	80	M12	1
HSK63E-SLA14-80	14	44	80	M12	1
HSK63E-SLA16-80	16	48	80	M14	1
HSK63E-SLA18-80	18	50	80	M14	1
HSK63E-SLA20-80	20	52	80	M16	1
HSK63E-SLA25-110	25	65	110	M18*2	2
HSK63E-SLA32-110	32	72	110	M20*2	2
HSK63E-SLA40-120	40	80	120	M20*2	2

Test Arbor
主轴检测棒

A ↗
 ≤0.002



Size	D	L
HSK25E-20-150	20	150
HSK32E-25-180	25	180
HSK40E-25-180	25	180
HSK50E-32-200	32	200